


CP-102UF Series

2-port Universal PCI serial over fiber boards



- > Extend serial transmission distance up to:
 - 40 km with single-mode (CP-102UF-S-ST)
 - 5 km with multi-mode (CP-102UF-M-ST)
- > Supports “Ring” and “Point-to-Point” transmission modes
- > 921.6 Kbps maximum baudrate for super fast data transmission
- > 128-byte FIFO and on-chip S/W flow control
- > Compatible with 3.3/5V PCI and PCI-X
- > Drivers provided for Windows (7 x86/x64, XP/2003/Vista/2008 x86/x64, 2000), Windows XP Embedded, Windows CE 5.0/6.0, DOS, Linux 2.4, Linux 2.6 (x86/x64), QNX 6, SCO OpenServer 5/6, and UnixWare 7
- > Easy maintenance with on-board LED display and management software
- > Immune from signal interference
- > Guards against electronic degradation and chemical corrosion
- > Wide temperature model available for -40 to 85°C environments



Overview

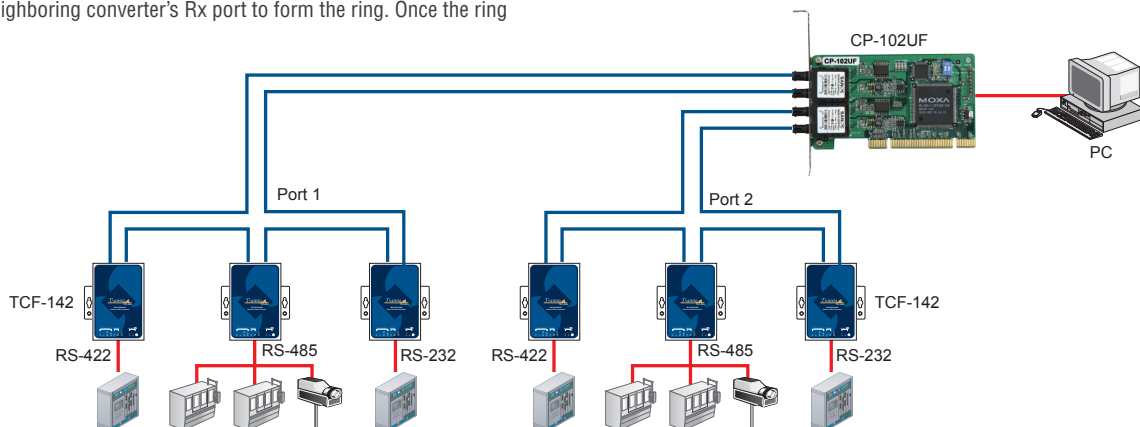
The CP-102UF Universal PCI boards are designed for industrial automation applications that require a long distance, multi-point, PC-based data acquisition solution. The boards are compatible with all popular operating systems, and each of the 2 serial ports support data rates up to 921.6 Kbps. In addition, the CP-102UF boards work with both 3.3V and 5V PCI buses, allowing them to be installed in virtually any available PC server. With a maximum data transmission distance

of 40 km (with the single-mode model), the CP-102UF cards beat the 15 meter maximum for RS-232, and even the 1.2 km maximum for RS-422/485. For many industrial applications, an even bigger benefit is that optical fiber isolates the data from dangerous increases in ground potential, ground loops, and electrical EMI/RFI electromagnetic radiation.

Ring Operation

With the CP-102UF board, your PC can be included as one node of a fiber ring formed using Moxa’s own TCF-142 serial-to-fiber converter. Since each TCF-142 has two fiber ports and one serial port, PCs that are part of the ring will be able to communicate with all serial devices connected to the ring. Note that the Tx port of the CP-102UF connects to a neighboring converter’s Rx port to form the ring. Once the ring

has been set up, simply use the DIP switches to configure the CP-102UF to “Ring mode.” When one node transmits a signal, the signal travels around the ring until it returns back to the transmitting unit, which then blocks the signals. With the CP-102UF, you can set up fiber rings that are up to 100 km in total length.



Specifications

Hardware

Bus: 32-bit Universal PCI
Number of Ports: 2
Max. Number of Boards per PC: 4

Optical Fiber Interface

Mode:
 CP-102UF-M: Multi-mode
 CP-102UF-S: Single-mode
Fiber Connectors: ST type
Cable Requirements:
 CP-102UF-M: 50/125, 62.5/125, or 100/140 μ m
 CP-102UF-S: 8.3/125, 8.75/125, 9/125 or 10/140 μ m
Transmission Distance:
 CP-102UF-M: Up to 5 km with multi-mode fiber
 CP-102UF-S: Up to 40 km with single-mode fiber

Wavelength:

CP-102UF-M: 820 nm
 CP-102UF-S: 1310 nm

Tx Output:

-5 dBm

Rx Sensitivity:

CP-102UF-M: -20 dBm
 CP-102UF-S: -24 dBm

Point-to-Point Transmission:

Half or full duplex

Performance

Baudrate: 50 bps to 921.6 Kbps

Serial Communication Parameters

Data Bits: 5, 6, 7, 8

Stop Bits: 1, 1.5, 2

Parity: None, Even, Odd, Space, Mark

Flow Control: XON/XOFF

I/O Address: Assigned by BIOS

IRQ: Assigned by BIOS

Driver Support

Operating Systems: Windows 2000, Windows XP/2003/Vista/2008/7 x86/x64, Windows XP Embedded, DOS, Windows CE 5.0/6.0, DOS, Linux 2.4, Linux 2.6 x86/x64, QNX 6, SCO OpenServer 5/6, UnixWare 7
Note: Please refer to Moxa's website for the latest driver support information.

Physical Characteristics

Dimensions: 70 x 120 mm (2.76 x 4.72 in)

Environmental Limits

Operating Temperature:

Standard Models: 0 to 55°C (32 to 131°F)
 Wide Temp. Models: -40 to 85°C (-40 to 185°F)

Storage Temperature:

-40 to 85°C (-40 to 185°F)

Ambient Relative Humidity:

5 to 95% (non-condensing)

Standards and Certifications

EMC: CE, FCC

EMI: EN 55022, EN 61000-3-2, EN 61000-3-3, FCC Part 15 Subpart B Class B

EMS: EN 55024, IEC 61000-4-2, IEC 61000-4-3, IEC 61000-4-4, IEC 61000-4-5, IEC 61000-4-6, IEC 61000-4-8, IEC 61000-4-11 (DIPS)

Green Product: RoHS, CRoHS, WEEE

MTBF (mean time between failures)

Time: 591,349 hrs

Database: Telcordia (Bellcore), GB

Power Requirements

Power Consumption:

CP-102UF-M: 429 mA @ +5V

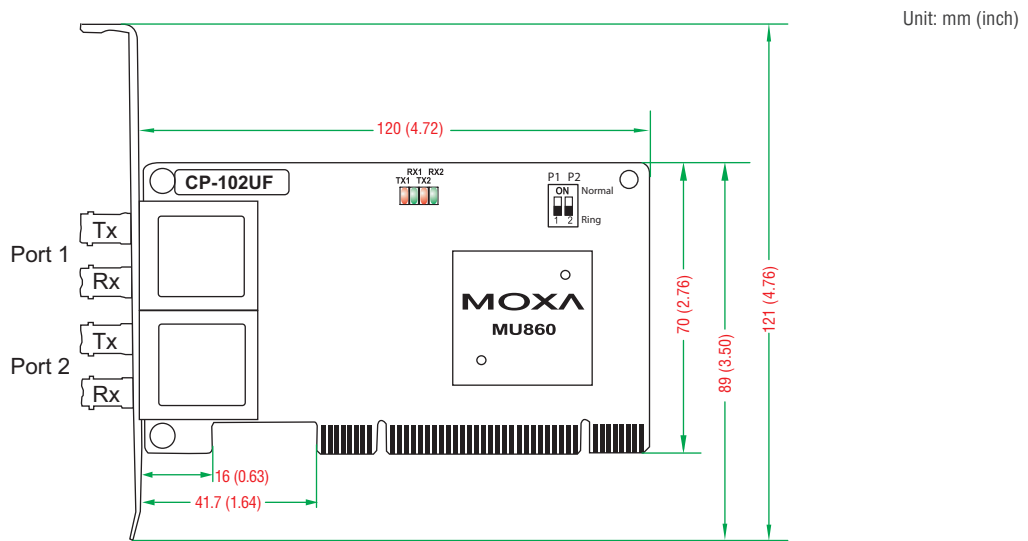
CP-102UF-S: 424 mA @ +5V

Warranty

Warranty Period: 5 years

Details: See www.moxa.com/warranty

Dimensions



Ordering Information

Available Models

CP-102UF-M-ST: 2-port Universal PCI serial over fiber board with multi-mode fiber for 5 km transmission (ST connector), 0 to 55°C operating temperature

CP-102UF-S-ST: 2-port Universal PCI serial over fiber board with single-mode fiber for 40 km transmission (ST connector), 0 to 55°C operating temperature

CP-102UF-M-ST-T: 2-port Universal PCI serial over fiber board with multi-mode fiber for 5 km transmission (ST connector), -40 to 85°C operating temperature

CP-102UF-S-ST-T: 2-port Universal PCI serial over fiber board with single-mode fiber for 40 km transmission (ST connector), -40 to 85°C operating temperature

Package Checklist

- 1 CP-102UF-M-ST or CP-102UF-S-ST board
- Documentation and software CD
- Quick installation guide (printed)
- Warranty card